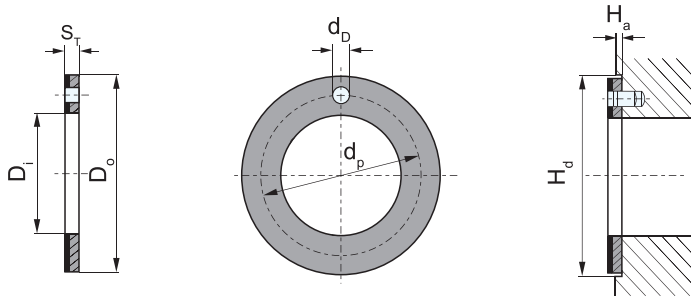



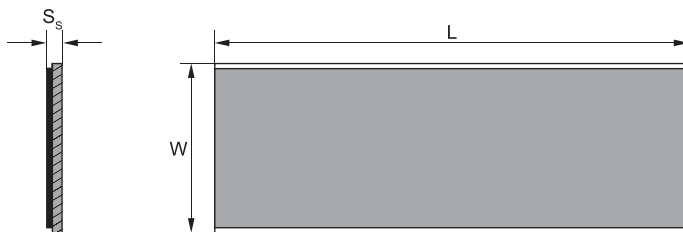
JLB-1WC 垫片规格及公差 JLB-1WC Thrust Washer Specification & Tolerance



单位Unit: mm

轴径 Shaft D_s	型号规格 Standard No.	垫片尺寸 Washer size				安装尺寸 Assemble size		$H_a+0.12$
		$D_i+0.25$	$D_o-0.25$	$S_T-0.05$	$d_p \pm 0.125$	$d_o^{+0.4}_{+0.1}$	$H_a \pm 0.2$	
8	W10	10	20	1.5	15	1.5	1	20
10	W12	12	24		18			24
12	W14	14	26		20			26
14	W16	16	30		23			30
16	W18	18	32		25	32		
18	W20	20	36		28	36		
20	W22	22	38		30	3	1	38
22	W24	24	42		33			42
24	W26	26	44		35	4	1.5	44
26	W28	28	48		38			48
30	W32	32	54		43			54
36	W38	38	62		50			62
40	W42	42	66		54			66
46	W48	48	74		61			74
50	W52	52	78	65	78			
60	W62	62	90	76	90			

JLB-1SP 板材规格及公差 JLB-1SP Strip Specification & Tolerance



单位Unit: mm

型号规格 Standard No.	长度 $L \pm 1$	宽度 $W \pm 1$	厚壁 Wall thickness $S_s-0.05$
JLB-1SP	500	150	1.0
JLB-1SP	500	150	1.5
JLB-1SP	500	150	2.0
JLB-1SP	500	150	2.5